

Company Information

PT Samindo Resources Tbk
("Company")
Menara Mulia Building
JI Jend Gatot Subroto Kav 9-11
PH: 021-5257481
FX: 021-5257508
Website: www.samindoresources.com

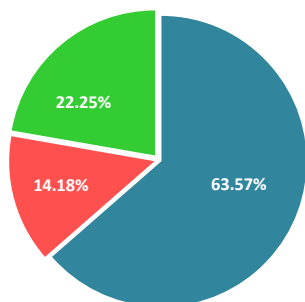
Services

-) Overburden Removal
-) Coal Getting
-) Coal Hauling
-) Exploration Drilling

Subsidiaries

- PT SIMS Jaya Kaltim
- PT Trasindo Murni Perkasa
- PT Samindo Utama Kaltim
- PT Mintec Abadi

Shareholders



Samtan Co, Ltd

Korean major corporation with specialization in energy development and the owner of PT KIDECO Jaya Agung, Indonesia 3rd biggest coal producer

Datuk Low Tuck Kwong

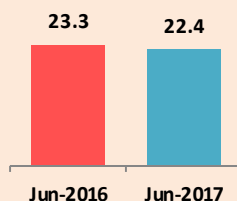
Owner of PT Bayan Resources Tbk, one of the major coal mining company in Indonesia

Public

Owned by several major companies and asset management

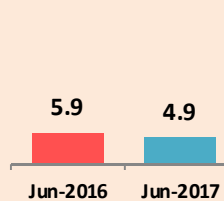
Operational Performance

Overburden Removal
(million bcm)



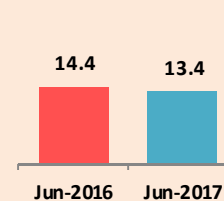
-4.0%

Coal Getting
(million ton)



-17.0%

Coal Hauling
(million ton)



-7.1%

Financial Performance

Statement of Income

	Jun-16	Jun-17	Growth
(USD)			
Revenue	94,674,870	86,317,658	-8.8%
Overburden Removal & Coal Getting	66,140,393	57,647,694	-12.8%
Coal Getting	27,685,963	27,585,956	-0.4%
Exploration Drilling	848,514	1,084,008	27.8%
Cost of Revenue	75,315,780	75,552,304	0.3%
Material Cost	27,437,721	28,433,852	3.6%
Labor Cost	3,532,124	4,323,426	22.4%
Overhead Cost	36,762,085	35,278,386	-4.0%
Depreciation	7,583,850	7,516,640	-0.9%
Gross Profit	19,359,090	10,765,354	-44.4%
Operating Profit	15,850,553	7,064,140	-55.4%
Profit Before Tax	16,521,030	7,388,194	-55.3%
Net Profit	12,223,015	5,544,558	-54.6%

Share Information
(As of July 2016)

Share Price

Rp 675

Opening

Rp 670

Lowest

Rp 650

Highest

Rp 700

Daily Volume Transaction (Avg)

845,814 per day

Market Capitalization

Rp 1,489,260,937,500

Price Earnings Ratio

8.4 times

Price to Book Value Ratio

1.0 times

Dividend Yield

15% (2016)

Financial Position

	(USD)		
	Dec-16	Jun-17	Growth
Current Asset	84,058,269	75,994,693	-9.6%
Cash	21,694,358	35,713,089	64.6%
Receivable	17,032,552	10,925,581	-35.9%
Inventory	13,008,960	11,524,110	-11.4%
Non Current Asset	63,195,993	54,844,270	-13.2%
Net Fixed Asset	56,268,446	49,916,470	-11.3%
Total Asset	147,254,262	130,838,963	-11.1%
Total Current Liabilities	19,555,540	13,870,086	-29.1%
Bank Loan	2,000,000	-	-100.0%
Trade Payable	14,368,649	11,182,547	-22.2%
Non Current Liabilities	20,217,461	20,613,981	2.0%
Long Term Bank Loan	18,000,000	18,000,000	0.0%
Total Liabilities	39,773,001	34,484,067	-13.3%
Equity	107,481,261	96,354,896	-10.4%
Retained Earning	71,260,249	59,763,783	-16.1%
Total Liabilities & Equity	147,254,262	130,838,963	-11.1%

Cash Flow

	(USD)		
	Jun-16	Jun-17	Growth
Arus kas dari kegiatan operasi	4,631,145	33,980,617	633.7%
Arus kas dari (digunakan) dari kegiatan investasi	1,293,073	(1,091,051)	184.4%
Arus Kas dari kegiatan pendanaan	(21,521,215)	(19,054,557)	-11.5%
kas dan setara kas akhir tahun	35,713,089	15,128,836	-57.6%

Contact

Zaki – Investor Relations
021-5257481 (114)
081511651552
zaki@samindoresources.com