

Company Information

PT Samindo Resources Tbk ("Company")

Menara Mulia Building
 Jl Jend Gatot Subroto Kav 9-11
 PH: 021-5257481
 FX: 021-5257508
 Website: www.samindoresources.com

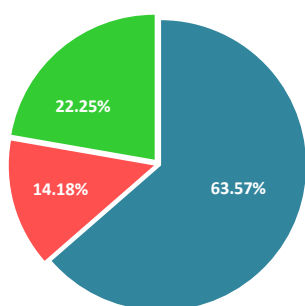
Services

- Overburden Removal
- Coal Getting
- Coal Hauling
- Exploration Drilling

Subsidiaries

PT SIMS Jaya Kaltim
 PT Trasindo Murni Perkasa
 PT Samindo Utama Kaltim
 PT Mintec Abadi

Shareholders



Samtan Co, Ltd

Korean major corporation with specialization in energy development and the owner of PT KIDECO Jaya Agung, Indonesia 3rd biggest coal producer

Datuk Low Tuck Kwong

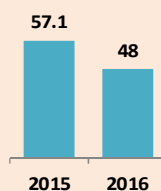
Owner of PT Bayan Resources Tbk, one of the major coal mining company in Indonesia

Public

Owned by several major companies and asset management

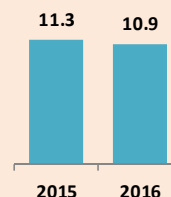
Operational Performance

Overburden Removal
(million bcm)



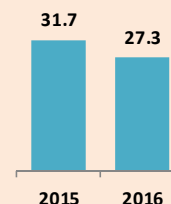
-15.9%

Coal Getting
(million ton)



-3.4%

Coal Hauling
(million ton)



-13.7%

- In general, the decline in Company operational performance was due to the reduction in target from client,
- Coal getting and coal hauling activity got extra portion from PT KIDECO Jaya Agung. The coal getting portion increased from 29% to 34% of total coal produce by PT KIDECO Jaya Agung. The coal hauling portion increased from 81% to 85% of total coal hauled by PT KIDECO Jaya Agung.

Financial Performance

Statement of Income

(USD)

| | 2015 | 2016 | Growth |
|-----------------------------------|--------------------|--------------------|---------------|
| Revenues | 226,332,334 | 190,106,455 | -16.0% |
| Overburden Removal & Coal Getting | 156,933,400 | 134,448,110 | -14.3% |
| Coal Hauling | 67,807,761 | 53,654,218 | -20.9% |
| Exploration Drilling | 1,591,173 | 2,004,127 | 26.0% |
| Cost of Revenue | 184,061,492 | 154,166,301 | -16.2% |
| Material | 75,734,550 | 57,402,636 | -24.2% |
| Labor | 6,752,688 | 7,569,079 | 12.1% |
| Overhead | 86,513,179 | 74,091,682 | -14.4% |
| Depreciation | 15,061,075 | 15,102,904 | 0.3% |
| Gross Profit | 42,270,842 | 35,940,154 | -15.0% |
| General & Administration Expense | (6,639,785) | (7,254,513) | 9.3% |
| Operating Profit | 35,631,057 | 28,685,641 | -19.5% |
| Other Income (Expense) | (2,143,147) | 767,281 | -135.8% |
| Profit Before Tax | 33,487,910 | 29,452,922 | -12.0% |
| Net Profit | 24,732,565 | 21,258,853 | -14.0% |
| EBITDA | 50,187,651 | 45,424,595 | -9.5% |

Share Information
(As of December 2016)

Share Price

Rp 630

Opening

Rp 499

Lowest

Rp 423

Highest

Rp 830

Daily Volume Transaction (average)

1,646,326 per day

Market Capitalization

Rp1,389,976,875,000

Price Earnings Ratio

6.8 times

Price to Book Value Ratio

1,0 times

Dividend Yield

7.5%

Financial Position

(USD)

| | 2015 | 2016 | Growth |
|---------------------------------------|--------------------|--------------------|---------------|
| Total Current Asset | 85,330,794 | 84,058,269 | -1.5% |
| Cash | 34,415,098 | 21,694,358 | -37.0% |
| Receivable | 17,077,894 | 17,032,552 | -0.3% |
| Inventory | 13,368,775 | 13,008,960 | -2.7% |
| Total Non Current Asset | 75,901,915 | 63,195,993 | -16.7% |
| Fixed Asset | 68,626,497 | 56,268,446 | -18.0% |
| Total Asset | 161,232,709 | 147,254,262 | -8.7% |
| Total Current Liabilities | 36,781,975 | 19,555,540 | -46.8% |
| Trade Payable | 15,306,787 | 14,368,649 | -6.1% |
| Short Term Bank Loan | 17,500,000 | 2,000,000 | -88.6% |
| Total Non Current Liabilities | 31,103,148 | 20,217,461 | -35.0% |
| Long Term Bank Loan | 29,500,000 | 18,000,000 | -39.0% |
| Total Liabilities | 67,885,123 | 39,773,001 | -41.4% |
| Total Equity | 93,347,586 | 107,481,261 | 15.1% |
| Retained Earnings | 58,316,108 | 71,260,249 | 22.2% |
| Total Liabilities & Equity | 161,232,709 | 147,254,262 | -8.7% |

Cash Flow

(USD)

| | 2015 | 2016 | Growth |
|-------------------------------------|-------------------|-------------------|---------------|
| Cash Flow from Operation | 43,216,962 | 24,489,412 | -43.3% |
| Cash Flow From (Used in) Investment | (10,915,306) | 1,776,987 | 116.3% |
| Cash Flow Used in Financing | (20,030,109) | (35,028,515) | 74.9% |
| Ending Balance | 30,215,098 | 21,694,358 | -28.2% |

Contact

Zaki – Investor Relations

021-5257481 (114)

081511651552

zaki@samindoresources.com