

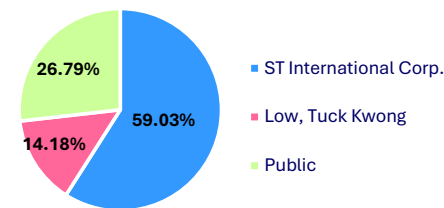
**Company Profile**

PT Samindo Resources Tbk operates as an investment holding company, strategically focused on delivering comprehensive coal mining services. Its core activities include overburden removal, coal getting and hauling, geological mapping, exploratory drilling, and light vehicle rental services.

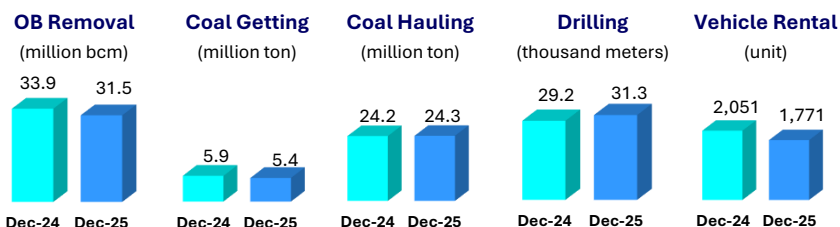
**General Info**

Listing Board : Main  
 Primary Sector : Holding Company Activities  
 Industry Sector : Energy  
 Market Cap : 3,408,752,812,500  
 Listed Share : 2,206,312,500  
 Listing Date : 27-07-2000

**Shareholders**



**Operational Highlights**

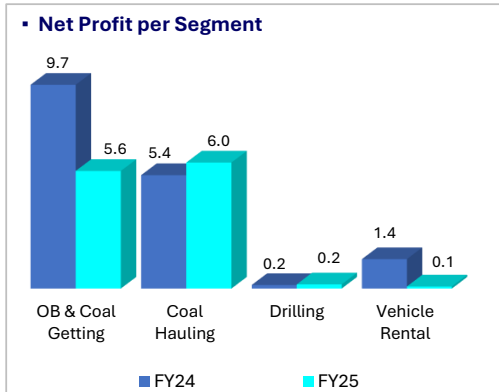
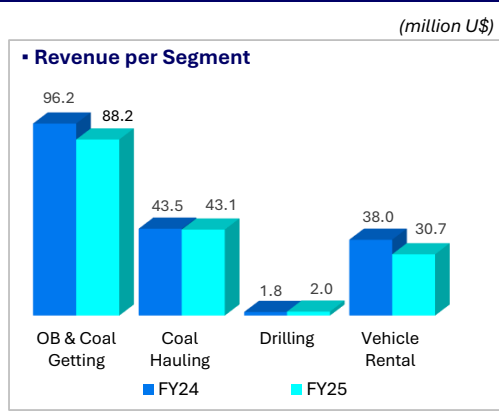


**Notes:**

- OB removal & coal getting performance slightly slowed down due to SIMS fatality accident in May.
- Drilling improved on efficiency and coordination, with increased reliance on open-hole methods.
- Several rental vehicle clients off-hired due to project closure.

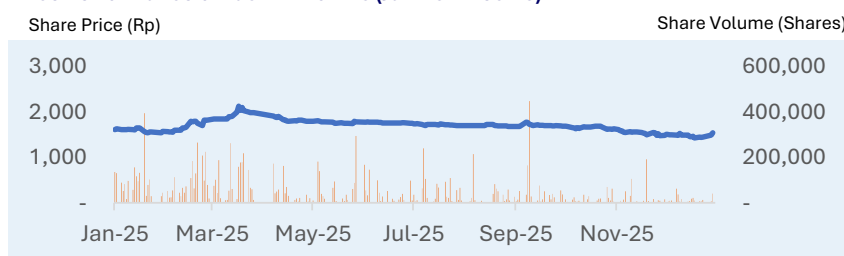
**Financial Highlights**

	(thousand US\$)		
	Dec-25	Dec-24	YoY Growth
<b>Income Statements</b>			
<b>Revenue</b>	<b>163,972</b>	<b>179,558</b>	<b>-8.68%</b>
Gross Profit	25,947	36,045	-28.01%
Operating Income	16,403	21,698	-24.40%
EBT	18,562	22,327	-16.86%
<b>Net Profit</b>	<b>14,994</b>	<b>16,198</b>	<b>-7.43%</b>
EPS	0.0068	0.0072	-5.56%
<b>Balance Sheet</b>			
<b>Current Assets</b>	<b>163,056</b>	<b>142,033</b>	<b>14.80%</b>
Non-Current Assets	62,792	82,082	-23.50%
<b>Total Asset</b>	<b>225,848</b>	<b>224,114</b>	<b>0.77%</b>
Curent Liabilities	31,091	33,171	-6.27%
Non-Curent Liabilities	13,328	14,943	-10.81%
<b>Total Liabilities</b>	<b>44,419</b>	<b>48,114</b>	<b>-7.68%</b>
Equity attributable to owners of the Company	177,091	171,573	3.22%
Non-controlling interests	4,338	4,427	-2.01%
<b>Total Equity</b>	<b>181,429</b>	<b>176,000</b>	<b>3.08%</b>
<b>Cash Flow Statements</b>			
<b>Operating Activities</b>	<b>36,663</b>	<b>35,429</b>	<b>3.48%</b>
Investing Activities	(7,073)	(19,757)	-64.20%
Financing Activities	(21,014)	(27,935)	-24.78%
Cash and Cash Equivalentents at end of period	69,553	62,038	12.11%



**Share Performance**

**Price Performance of Last 12 Months (Jan-25 ~ Dec-25)**



**Share Information**

Closed	: Rp1,545
Open	: Rp1,595
High	: Rp2,350
Low	: Rp1,420
PER	: 11.4
PBR	: 0.97

**Contact us:**

**PT Samindo Resources Tbk**  
 Equity Tower 30th Floor, SCBD  
 Jl. Jendral Sudirman Kav. No.52-53 Lot 9, Jakarta Selatan 12190, Indonesia  
 Phone: (62 21)2903 7723 ; Email: admin@samindoresources.com | zaki@samindoresources.com  
 www.samindoresources.com