

2021 PAPARAN PUBLIK

PT SAMINDO RESOURCES TBK

HOTEL GRAN MELIA
28 MEI 2021

SECURING
BUSINESS
VALUE BY
STRENGTHENING
COMPETITIVENESS

CORPORATE SECRETARY TEAM



zaki@samindoresources.com 021-5257481 (133)

DAFTAR ISI

3



PROFIL
PERUSAHAAN

4



INDIKATOR
OPERASIONAL

5 - 6



KINERJA
OPERASIONAL

7



KINERJA
FINANSIAL

8



ANALISA
PENDAPATAN

ANALISA BIAYA
POKOK
PENDAPATAN



9

ANALISA
PROFITABILITAS



10

KINERJA
SAHAM



11

STRATEGI
PERSEROAN



12

INDUSTRI
BATUBARA



13

Kompetensi

ISO 14001	ISO 19600	ISO 17025
ISO 9004	ISO 9001	ISO 31000
ISO 50001	OHSAS 45001	ISO 9004



Sekilas Perseroan

PT Samindo Resources Tbk ("Perseroan") adalah perusahaan *holding investment* terkemuka di Indonesia yang bergerak dalam industri jasa pertambangan batubara terintegrasi.



Anak Perusahaan



- PT SIMS Jaya Kaltim
- PT Samindo Utama Kaltim
- PT Trasindo Murni Perkasa
- PT Mintec Abadi

SAMINDO Resources



Pemegang Saham

59.03%	ST International Corporation
14.18%	Datuk Low Tuck Kwong
26.79%	Publik

Peralatan

- Dump Truck – 143 unit
- Excavator – 18 unit
- Dozer – 33 unit
- Hauling Truck – 108 unit

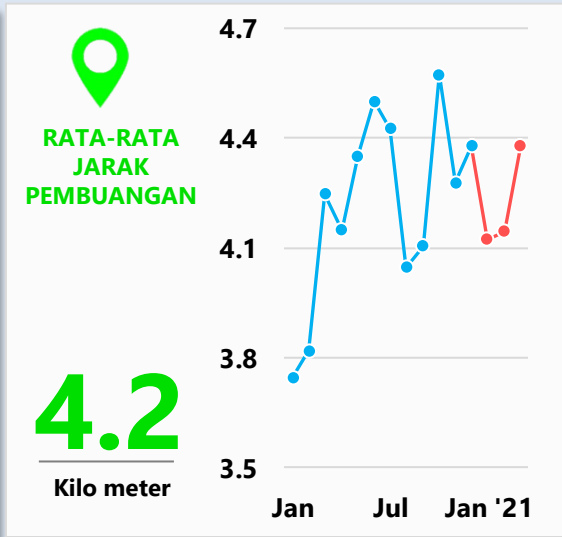
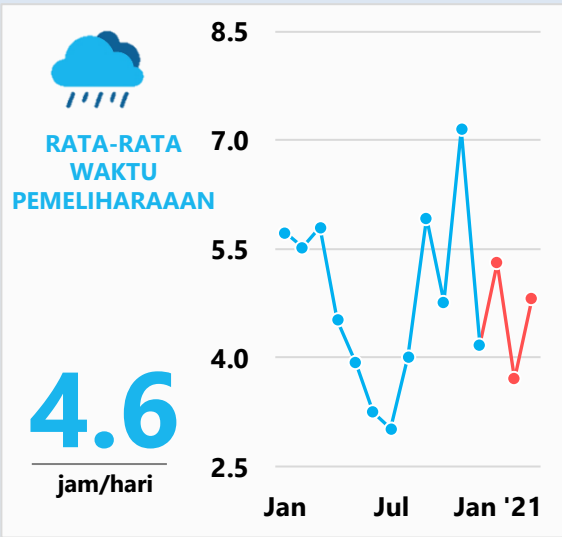


Layanan

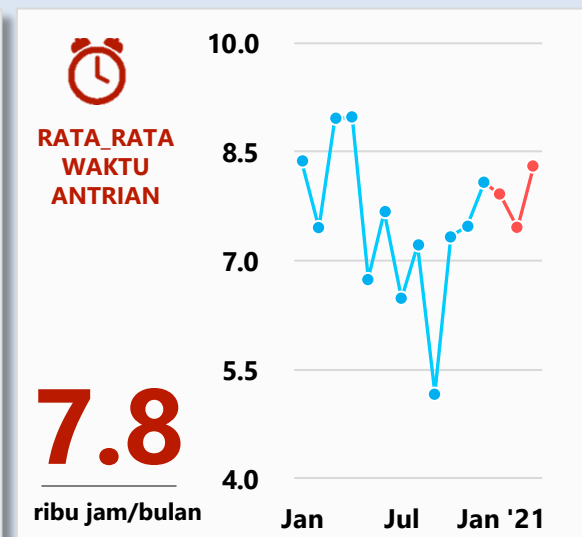
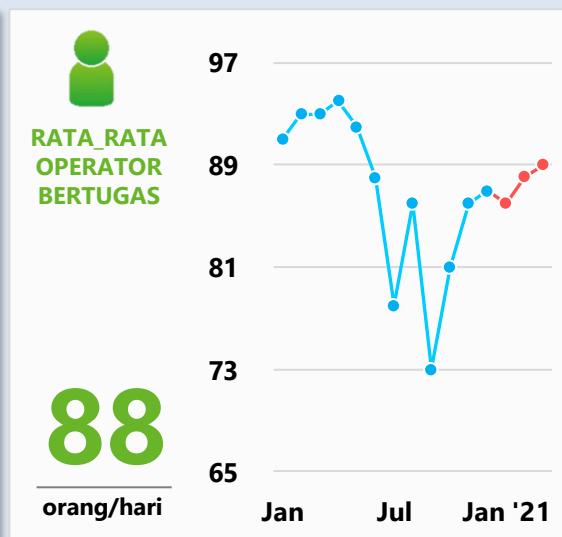
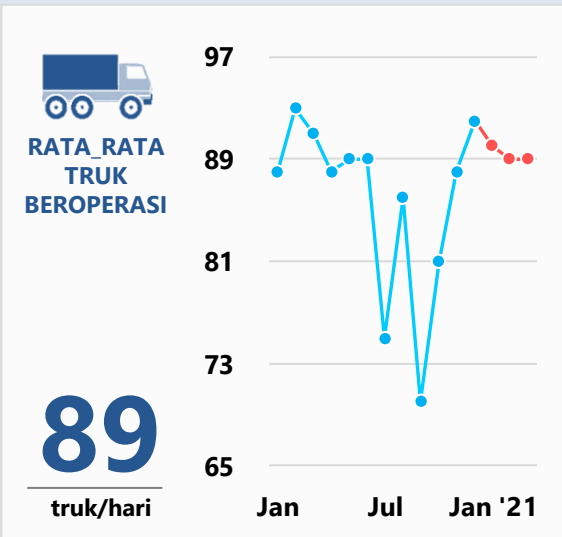
- Pemindahan Batuan Penutup
- Produksi Batubara
- Transportasi Batubara
- Exploration Drilling



Pemindahan Batuan Penutup dan Produksi Batubara

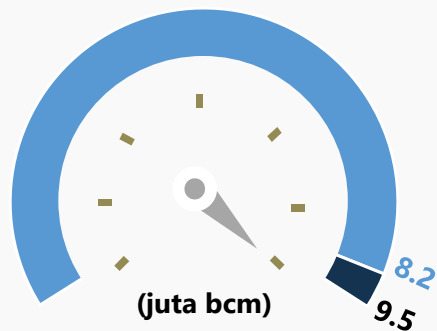


Pengangkutan Batubara

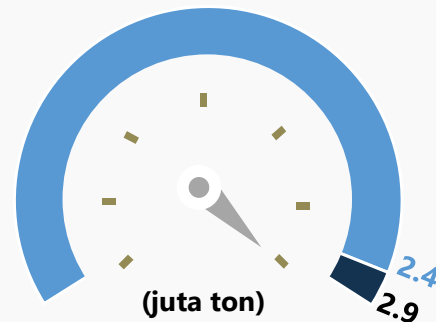


VOLUME PRODUKSI

PEMINDAHAN BATUAN PENUTUP



PRODUKSI BATUBARA



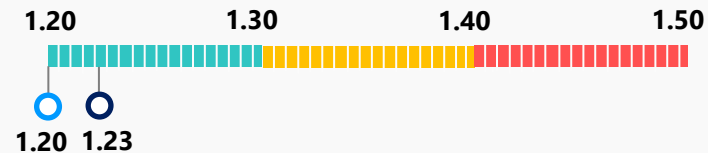
■ Target Mar -'21 ■ Mar -'21

PRODUKTIFITAS

Produktifitas Alat Berat
(ribuan bcm / hauling truck)



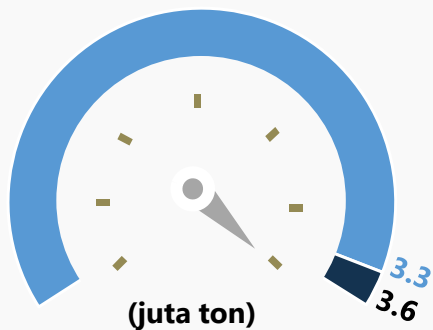
Rasio Bahan Bakar
(liter / bcm)



○ Mar - '20 ○ Mar - '21

VOLUME PRODUKSI

SAMINDO UTAMA KALTIM




TRASINDO MURNI PERKASA




■ Target Mar - '21 ■ Mar - '21

PRODUKTIFITAS

Produktifitas Alat Berat
(ribuan ton / hauling truck)



Rasio Bahan Bakar
(liter / ton)



○ Mar - '20 ○ Mar - '21

Penyesuaian atas target dan perubahan skema bahan bakar berdampak terhadap kinerja keuangan Perseroan

PENDAPATAN

(Mar-'21, jutaan)

\$39.9

▼ -19.3% (dibandingkan Mar 2020)

LABA BRUTO

(Mar-'21, jutaan)

\$10.1

▲ 57.3% (dibandingkan Mar 2020)

LABA BERSIH

(Mar-'21, jutaan)

\$5.8

▲ 339.4% (dibandingkan Mar 2020)

PERUBAHAN POSISI NERACA

ASET

(Mar-'21, jutaan)

\$154.9

▲ 3.2% (dibandingkan Des 2020)

Aset Lancar

\$121.9

Aset Tidak Lancar

\$33.1

LIABILITAS

(Mar-'21, jutaan)

\$21.2

▼ -3.7% (dibandingkan Des 2020)

Liabilitas Lancar

\$17.5

Liabilitas Tidak Lancar

\$3.8

EKUITAS

(Mar-'21, jutaan)

\$133.7

▲ 3.6% (dibandingkan Des 2020)

Laba di Tahan

\$100.1

Lainnya

\$33.5

Perubahan skema bahan bakar berdampak kepada pendapatan dari komponen kompensasi

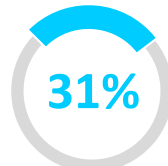


OB & COAL GETTING

(Mar -'21, jutaan)

\$26.9

▼ -19.2% (dibandingkan Mar 2020)

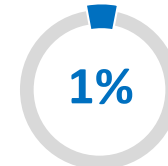


COAL HAULING

(Mar -'21, jutaan)

\$12.4

▼ -20.5% (dibandingkan Mar 2020)



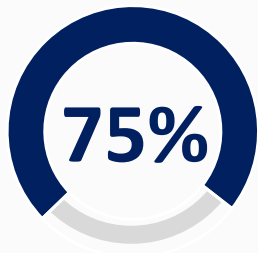
DRILLING

(Mar -'21, jutaan)

\$0.6

▲ 12.8% (dibandingkan Mar 2020)

KOMPONEN PENDAPATAN



Pendapatan Fee

+20.5% (dibandingkan Mar 2020)



Pendapatan Kompensasi

-34% (dibandingkan Mar 2020)

KURS RUPIAH TERHADAP USD

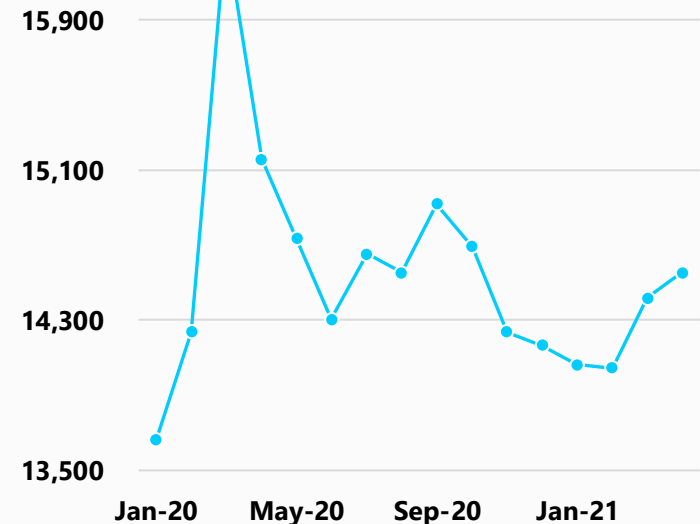
(Rupiah)

Rp 14,639

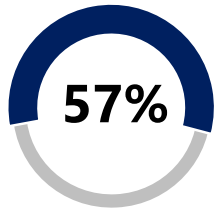
Rata-rata tahun 2020

Rp 14,174

Rata-rata Jan – Mar 2021



Berkurangnya biaya FMC dan perubahan skema bahan bakar adalah faktor utama turunnya biaya pokok pendapatan



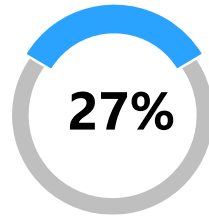
57%

MATERIAL

(Mar '21, jutaan)

\$16.9

▼ -8.7% (dibandingkan Mar 2020)



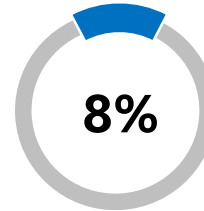
27%

OVERHEAD

(Mar '21, jutaan)

\$8.1

▼ -56.6% (dibandingkan Mar 2020)



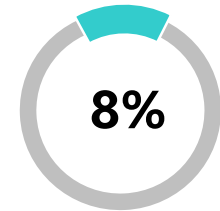
8%

TENAGA KERJA

(Mar '21, jutaan)

\$2.3

▲ 5.7% (dibandingkan Mar 2020)



8%

DEPRESIASI

(Mar '21, jutaan)

\$2.5

▼ -31.2% (dibandingkan Mar 2020)

KOMPONEN UTAMA BIAYA MATERIAL

(jutaan)

BAHAN BAKAR

\$ 0.07 \$ 9.7 -99.3%

SUKU CADANG

\$ 4.6 \$ 4.6 +1%

BAN

\$2.1 \$ 2.2 -7.6%

OLI/PELUMAS

\$ 0.6 \$ 0.8 -19.9%

■ Mar - '20 ■ Mar - '21

KOMPONEN BIAYA OVERHEAD

(jutaan)

FMC

\$ 5.5 \$ 8.4 -33.6%

COAL GETTING

\$ 4.1 \$ 4.8 +18.3%

LABOR SUPPLY

\$ 3.2 \$ 3.6 -12%

BAHAN PELEDAK

\$ 0.9 \$ 1.5 +69.3%

■ Mar - '20 ■ Mar - '21

Terdepresiasiya kurs Dollar adalah faktor utama yang mendorong kenaikan profitabilitas dari aspek non-operasional

BEBAN UMUM

(jutaan)

\$ 1.94

\$ 1.90

-4.1%

Mar - '20

Mar - '21

PENDAPATAN BUNGA

(jutaan)

\$ 0.24

\$ 0.26

+9.6%

Mar - '20

Mar - '21

KERUGIAN KURS

(jutaan)

\$ 6.45

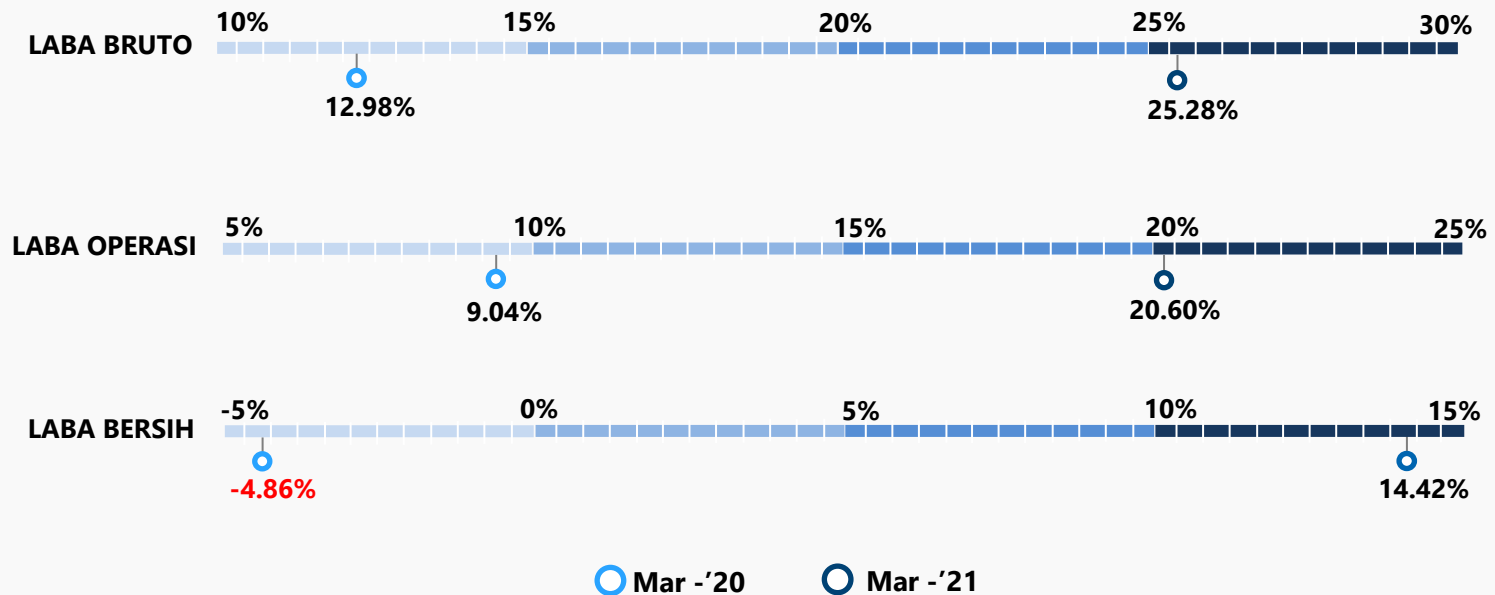
\$ 1.19

-81.4%

Mar - '20

Mar - '21

PROFITABILITAS MARGIN



Informasi Saham

KODE SAHAM:

MYOH

HARGA SAHAM:

Rp 1,400

RATA-RATA VOLUME

147,737 lembar/hari

KAPITALISASI PASAR:

USD 3,044,711,250,000

PE RATIO:

9.2 times

PBV RATIO:

1.45 times

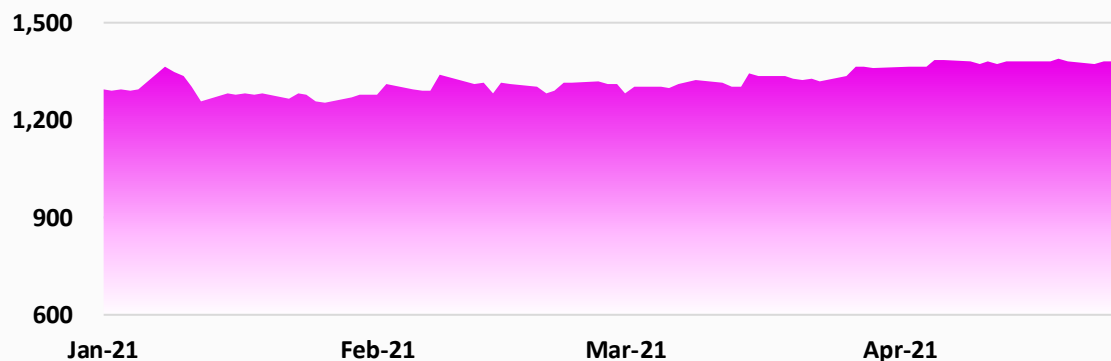
DIVIDEND YIELD:

12.2% (2019)

(per 30 April 2021)

HARGA SAHAM PT SAMINDO RESOURCES TBK

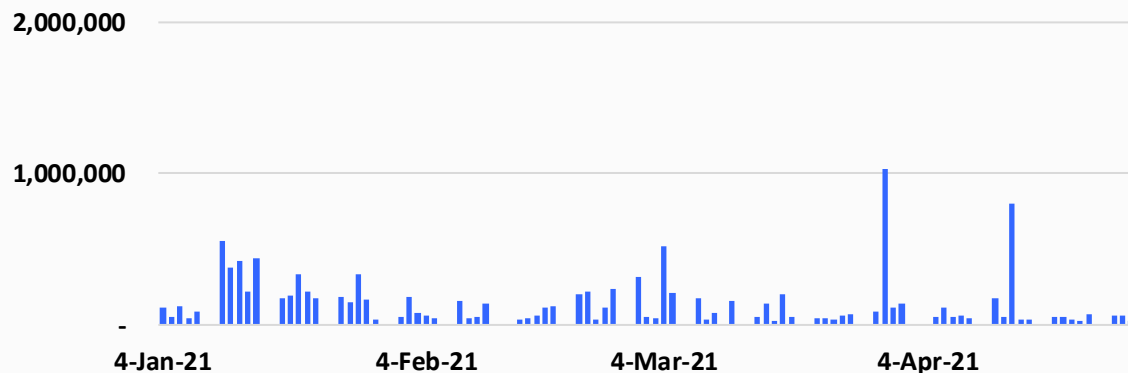
(Rupiah)



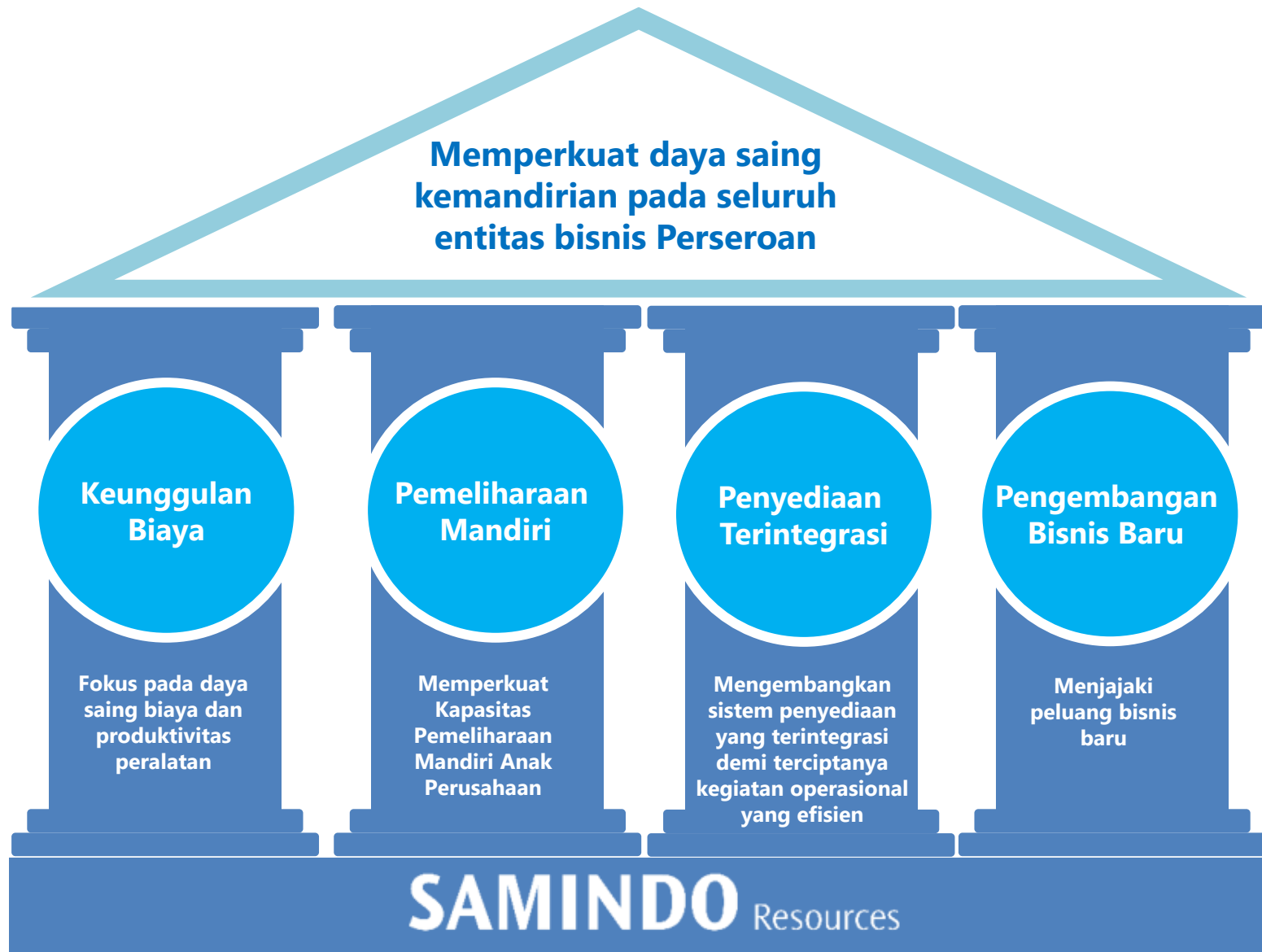
(per 30 April 2021)

VOLUME TRANSAKSI HARIAN SAHAM PT SAMINDO RESOURCES TBK

(lembar)

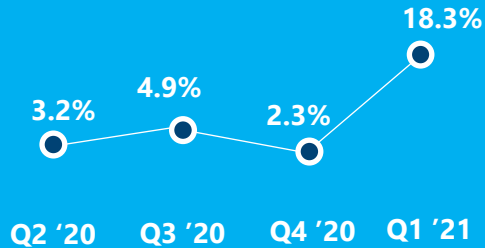


(per 30 April 2021)



CINA

PERTUMBUHAN PDB



Pasca meredanya pandemi Covid-19 di Cina, perekonomian Cina berhasil tumbuh signifikan.

HARGA BATUBARA

(USD/ton)



INDIA


INDIA NEP 2021

Draf 28 halaman dokumen Kebijakan Listrik Nasional (NEP) menunjukkan bahwa pemerintah Perdana Menteri Narendra Modi berencana untuk meningkatkan kapasitas pembangkit listrik tenaga batu bara baru.


STATISTIK BATUBARA NASIONAL

(Juta ton)


TOTAL PRODUKSI NASIONAL



TOTAL EKPOR



DMO



Legend: 2020 Target (light blue), 2020 Aktual (medium blue), 2021 Target (dark blue)

Thank You

DISCLAIMER :

The information in this document has not been independently verified. No representation or warranty expressed or implied is made as to, and no reliance should be placed on, the fairness, accuracy, completeness or correctness of such information or opinions contained herein. None of PT Samindo Resources Tbk (the "Company"), nor any of its affiliates, advisers or representatives shall have any liability whatsoever (in negligence or otherwise) for any loss whatsoever arising from the use of this document or its contents or otherwise arising in connection with this document.

This document is being furnished to you solely for your information on a confidential basis and may not be reproduced, redistributed or passed on, in whole or in part, to any other person. Any failure to comply with these restrictions may constitute a violation of the laws of any such other jurisdiction. By accepting this document you agree to be bound by the foregoing limitations.

This document does not constitute or form part of an offer or invitation to purchase any shares in the Company and neither shall any part of it form the basis of nor be relied upon in connection with any contract or commitment whatsoever. Any decision to purchase shares should be made solely on the basis of information contained in the prospectus.

PT Samindo Resources Tbk.

Menara Mulia
Jl. Jend Gatot Subroto Kav 9-11
Jakarta 12930, Indonesia
Tel: +62 21-5257481
Fax: +62 21-5257508
www.samindoresources.com

CORPORATE SECRETARY

Ahmad Zaki Natsir
Tel : +62 21-5257481 (133)
Email : zaki@samindoresources.com