

Company Information

PT Samindo Resources Tbk
("Company")
Menara Mulia Building
Jl Jend Gatot Subroto Kav 9-11
PH: 021-5257481
FX: 021-5257508
Website: www.samindoresources.com

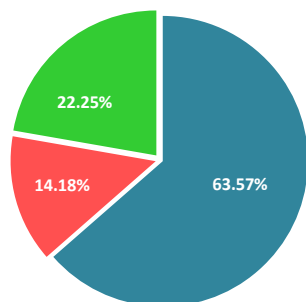
Services

-) Overburden Removal
-) Coal Getting
-) Coal Hauling
-) Exploration Drilling

Subsidiaries

- PT SIMS Jaya Kaltim
- PT Trasindo Murni Perkasa
- PT Samindo Utama Kaltim
- PT Mintec Abadi

Shareholders



Samtan Co, Ltd

Korean major corporation with specialization in energy development and the owner of PT KIDECO Jaya Agung, Indonesia 3rd biggest coal producer

Datuk Low Tuck Kwong

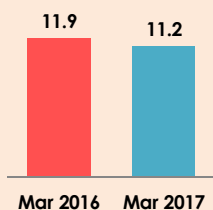
Owner of PT Bayan Resources Tbk, one of the major coal mining company in Indonesia

Public

Owned by several major companies and asset management

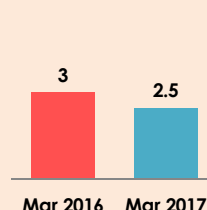
Operational Performance

Overburden Removal
(million bcm)



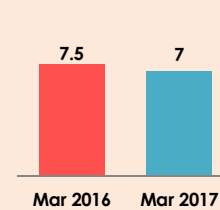
-6.4%

Coal Getting
(million ton)



-16.8%

Coal Hauling
(million ton)



-6.7%

-) The negative result in overburden removal activity was due to the additional volume in 1st quarter 2016, which result in higher volume,
-) For coal getting activity, the decline in volume is due to the number of exposed coal in the 1st quarter is declining.

Financial Performance

Statement of Income

(USD)

	Mar-16	Mar-17	Growth
Kinerja Operasi	46,307,817	44,305,379	-4.3%
Overburden Removal and Coal Getting	31,760,361	29,304,274	-7.7%
Coal Hauling	14,198,234	14,483,495	2.0%
Exploration Drilling	349,222	517,609	48.2%
Cost of Revenue	37,077,317	38,216,918	3.1%
Material	13,366,555	14,792,771	10.7%
Labor	1,616,135	1,899,918	17.6%
Overhead	18,291,102	17,688,342	-3.3%
Depreciation	3,803,525	3,835,886	0.9%
Gross Profit	9,230,500	6,088,461	-34.0%
Operating Profit	7,520,972	4,440,526	-41.0%
Profit Before Tax	8,015,020	4,540,210	-43.4%
Net Profit	5,982,555	3,405,788	-43.1%

Share Information
(As of March 2016)

Share Price

Rp 785

Opening

Rp 630

Lowest

Rp 680

Highest

Rp 825

Daily Volume Transaction (Avg)

1,543,177 per day

Market Capitalization

Rp 1,731,955,312,500

Price Earnings Ratio

6.1 times

Price to Book Value Ratio

1,2 times

Dividend Yield

7.5% (2016)

Contact

Zaki – Investor Relations
021-5257481 (114)
081511651552
zaki@samindoresources.com

Financial Position

(USD)

	Dec-16	Mar-17	Growth
Current Asset	84,058,270	91,629,978	9.0%
Cash	21,694,358	42,973,034	98.1%
Receivable	16,806,500	14,535,429	-13.5%
Persediaan	13,008,960	11,149,242	-14.3%
Non Current Asset	63,195,992	58,114,739	-8.0%
Fixed assets, net	56,268,446	53,218,631	-5.4%
Total Asset	147,254,262	149,744,717	1.7%
Current Liabilities	19,555,540	17,800,725	-9.0%
Bank Loan	2,000,000	2,000,000	0.0%
Trade Payable	14,368,649	12,377,410	-13.9%
Non Current Liabilities	20,217,461	20,248,811	0.2%
Long Term Bank Loan	18,000,000	18,000,000	0.0%
Total Liabilities	39,773,001	38,049,536	-4.3%
Equity	107,481,261	111,695,181	3.9%
Retained Earnings	71,260,249	74,657,251	4.8%
Total Liabilities & Equity	147,254,262	149,744,717	1.7%

Cash Flow

(USD)

	Mar-16	Mar-17	Growth
Arus kas dari kegiatan operasi	11,578,391	21,945,753	89.5%
Arus kas dari (digunakan) dari kegiatan investasi	(415,088)	(870,959)	109.8%
Arus Kas dari kegiatan pendanaan	(2,000,000)		-100.0%
kas dan setara kas akhir tahun	39,742,348	42,973,034	8.1%